




All



About





Me



By _____

My name is...

Date: _____



Name _____

Date: _____




This is me.



Note to the teacher: Have a child write his name on a copy of this page. Then encourage him to draw a self portrait. If desired, have him dictate information about himself. Write his words near his picture. Write the date on the page where indicated.

Name _____

Date: _____



My eyes are _____.

My hair is _____.

Name _____

Date: _____




My address is...

This is my home.



Name _____

Date: _____



This is my family. There are _____
people in my family.

Name _____

Date: _____

My phone number is:

— —

I can call my number:



1	2	3
4	5	6
7	8	9
0		

Note to the teacher: Have a child write her name on a copy of the page. Encourage her to name her phone number as you write the numbers in the spaces provided. Next, have her press her finger on a colorful ink pad and then press the number pad pictured to "call" her number, adding more ink to her finger when needed. Write the date where indicated.

Name _____

Date: _____



Name _____

Date: _____

My favorite color is: _____.



Draw something that is your favorite color.



Name _____

Date: _____



My favorite food is...

Name _____

Date: _____



When I grow up, I want to be...